



THE WHOLE SYSTEMS INTEGRATED CARE DASHBOARD FOR MENTAL HEALTH

Dr. Karin Schachinger, General Practitioner
Clinical Lead



The Challenge: Communication

GPs:

Worry about discharges
of complex patients
from secondary care

??Communication of
medications and care
plans from 2nd care

The Trusts:

Targets: physical health
in mental health setting

Communication of
physical health data from
GPs

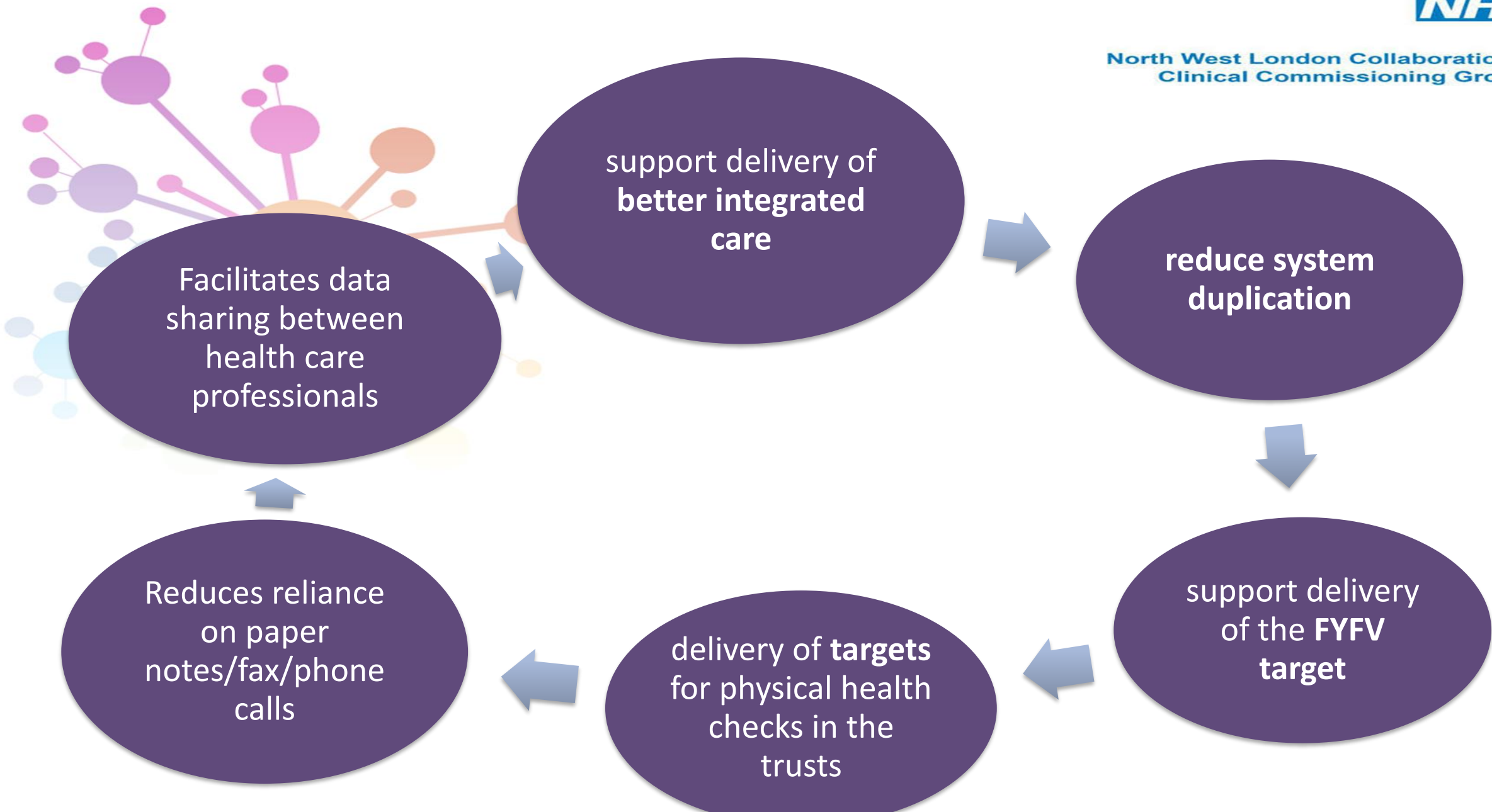
The Patients:

Duplication or Missing out of:

Health checks
Care Plans
Blood Tests

....





Facts: Data, Data, Data....

Key facts • Over 2 Million People • Over £4bn Annual Health & Care Spend • 8 Local Boroughs • 8 CCGs & Local Authorities • 373 GP Practices • 10 Acute & Specialist Hospitals • 2 Mental Health Trusts • 2 Community Health Trusts -> **WSIC DATA WARE HOUSE**

CCGs

- Central London Clinical Commissioning Group
- Ealing Clinical Commissioning Group
- Hillingdon Clinical Commissioning Group
- West London Clinical Commissioning Group
- Harrow Clinical Commissioning Group
- Hounslow Clinical Commissioning Group
- North West London Clinical Commissioning Group
- West London Clinical Commissioning Group

Social Care

- London Borough of Hounslow
- Brent
- h&f
- City of Westminster
- THE ROYAL BOROUGH OF KENSINGTON AND CHELSEA
- Harrow COUNCIL LONDON
- Ealing

Acute

- The Hillingdon Hospitals
- Chelsea and Westminster Hospital
- London North West Healthcare
- Imperial College Healthcare

GP Practices

400

Mental Health

- Central and North West London
- West London Mental Health


Community

- Central London Community Healthcare
- Hounslow and Richmond Community Healthcare

Out of area

- University College London Hospitals
- Moorfields Eye Hospital
- Guy's and St Thomas'
- Royal Free London
- Ashford and St. Peter's Hospitals

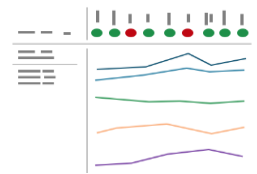
Whole Systems Integrated Care (WSIC) solution



Integrated Patient Summary



Case Finding Tools



Long Term Condition Management Tools



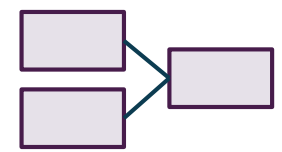
DE-IDENTIFIED



Population Health



Benchmarking



De-identified dataset



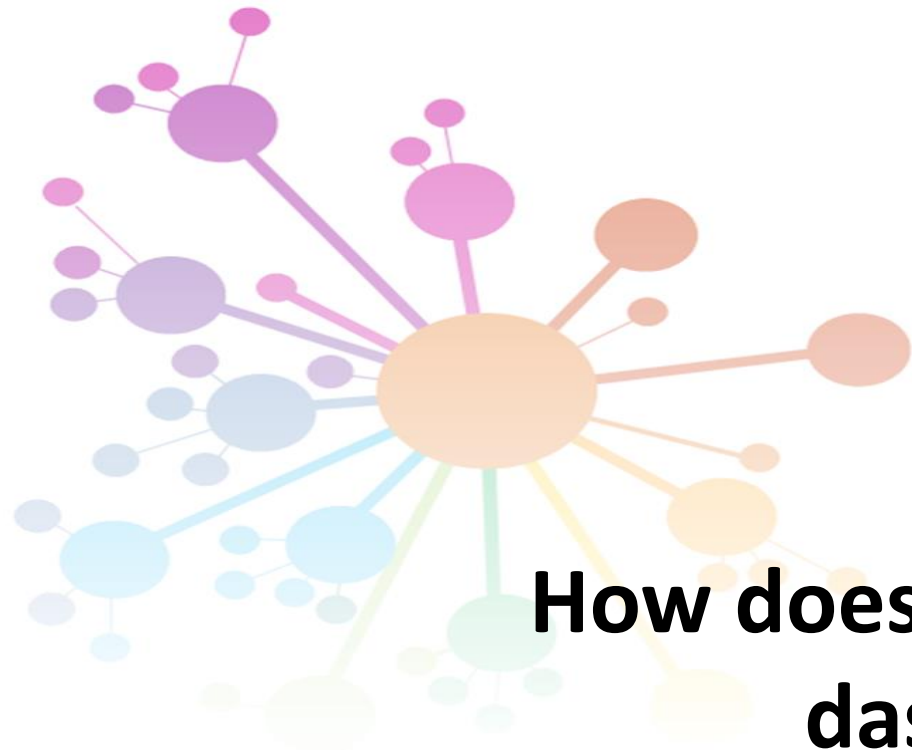
How did the WSIC journey start?

- Started approximately 7 years ago: NWL was chosen for the Integrated Care Pilot (ICP)
- To do what? To use integrated care data to understand the population, to find innovative ways of working together to better support the needs of the population
- Years of work setting up Governance to allow information sharing between providers
 - NWL Information Governance Group established
 - Information Sharing Agreement (ISA) created
 - Data Controllers signing up to the ISA
- Dashboards were developed to support the work that developed into Whole Systems Integrated Care (WSIC)
- Clinical Advisory Group (CAG) set up to lead the direction of the development of the dashboards



Journey of the Mental health dashboard 2017 - now

- Idea: Need for information sharing between primary and secondary care MH
- Established a working group of clinicians from primary and secondary mental health
- Agreed on parameters and data needed to feed into dashboard
- Coding via analyst from ICHP in co-work with Concentra
- Design of WSIC Dashboard – Clinical lead (myself) and Concentra
- First version of WSIC Mental Health Dashboard out for piloting
- WSIC MH Dashboard Version 1 gone live



How does the WSIC Mental Health dashboard look like?



Mental Health Clinical Patient Data



Clinical Mental Health patient data

Use the filters below or click on a chart to update the others accordingly

CCG Name
(All) [dropdown]

Practice Name
THE LONSDALE MEDI... [dropdown]

*Anti-Psychotics include (Depot, Clozapine or Oral) for the purposes of this analysis.

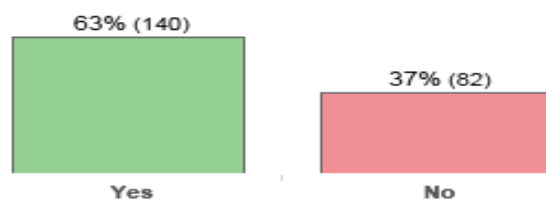
SMI Population	Patients Tested Last 12 months									Last Quarter	
	Population	BMI	ECG	Lipids	HbA1C	Full Blood Cnt	Liver Function	Prolactin	Renal	Thyroid	Lithium
222	75	24	96	92	102	80	47			88	1

SMI Patients: Medication Prescribed

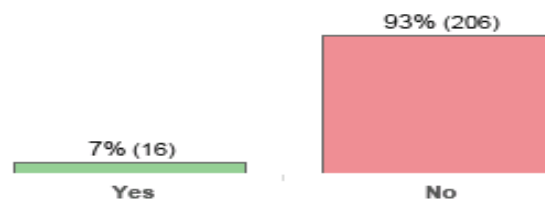
Are they prescribed medication (Anti-Psychotics* or Lithium)?



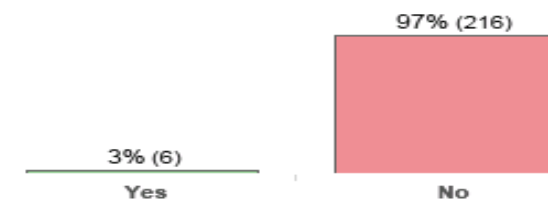
Are they prescribed Anti-Psychotics*?



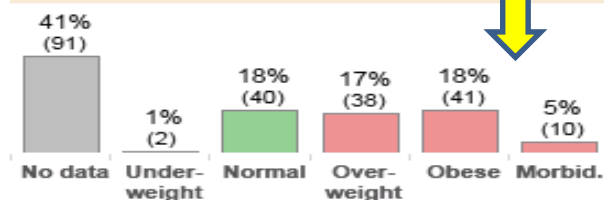
Are they prescribed Lithium?



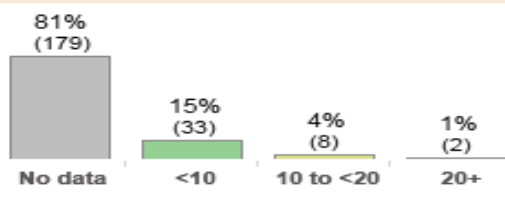
Are they prescribed Clozapine?



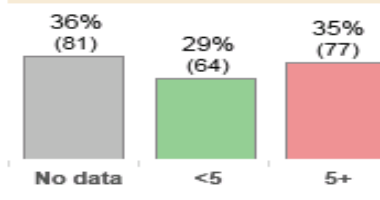
BMI Scores



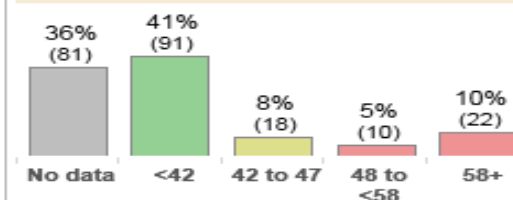
QRisk Scores



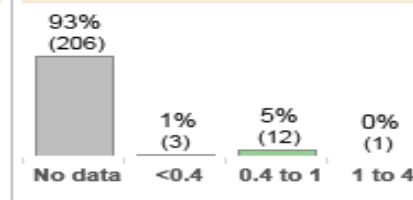
Total Cholesterol



HbA1C Scores



Lithium Levels



Patient List

BMI test last 12m (All) [dropdown] |
 ECG test last 12m (All) [dropdown] |
 Lipids test last 12m (All) [dropdown] |
 HbA1C test last 12m (All) [dropdown] |
 Full Blood Cnt test l.. (All) [dropdown] |
 Liver Function test l. (All) [dropdown] |
 Prolactin test last 1.. (All) [dropdown] |
 Renal test last 12m (All) [dropdown] |
 Thyroid test last 12m (All) [dropdown]

Patient Name	NHS Number	Age	Gender	BMI Score	Blood Pressure (Systolic/Diastolic)	Total Cholesterol	HbA1c	Smoker (Yes/No)	Alcohol (units/week)	Substance Misuse
		52	Female	21.1	142 / 88	5.6	32	No		No
		48	Male		125 / 85	5.9	63	No		No
		51	Female		139 / 86			No		No
		30	Male	20.5	98 / 57			No		No
		30	Male					No		No
		53	Female	23.9	117 / 85	5.2	39	No	10	No

Care Professionals View | Activity timeline

Financial values represent commissioner costs and include estimates or averages where payments are not linked to specific patients

Track this patient's activity across all care settings for the chosen time period

Use the drop down menu below to choose your time period and hover over a bar to see more information...

View time period: Last 2 years | View costs: Yes

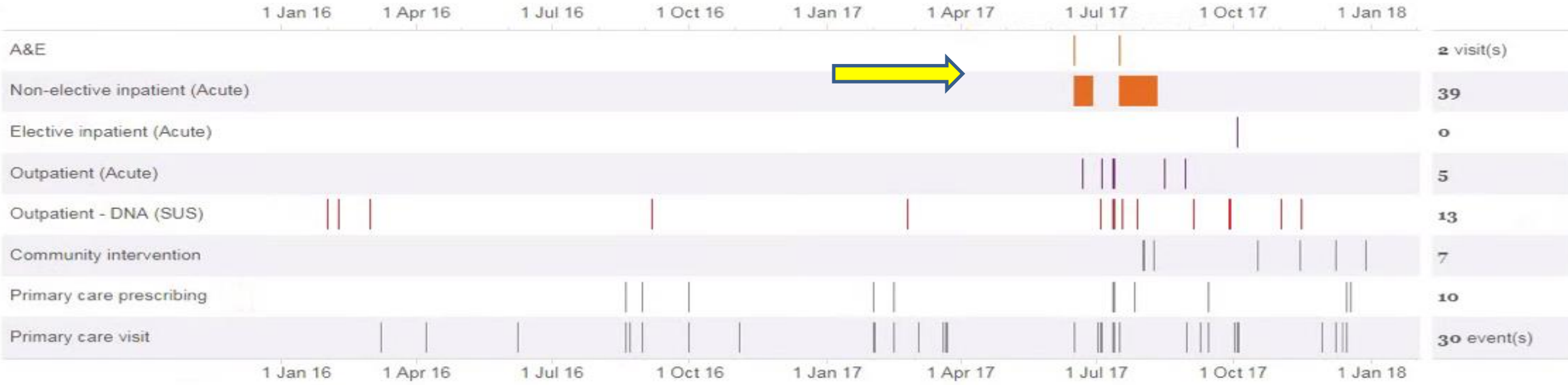
Latest available data ranges from 30/11/2017 to 31/01/2018. Hover over the "i" button below for more detail.

Long term condition(s):
 CKD Diabetes Hypertension

Key outcomes
 Days not in hospital: 691 / 730
 Total spend: £18,056

eFI: 0.22 (Moderate Frailty)

- Has Care Plan ●
- Care Plan up to date ●
- Community Care User ●
- Mental Health User ●
- Social Care User ●



Care Type

- Emergency support
- Planned acute hospital care
- Planned care outside acute hospital
- Potential warning signs





Patient Name:
NHS Number:
Age:



SMI Diagnosis: **Yes**

CCMI Diagnosis: **No**



Other Diagnosis

AF: **No** | Diabetes: **No** | Hypertension: **No**

Physical Health Checks

Blood Pressure 106.00 / 83.00
 BMI 39.15
 HbA1c 44.00
 Lithium Level
 QRisk Score 11.08
 Total Cholesterol 4.30

Lifestyle

Substance Misuser: **No**
 Smoker: **No**
 Alcohol: **Yes**

Interventions

Substance Misuse Intervention: **N/A**
 Smoker Intervention: **N/A**
 Alcohol Intervention: **No**

Drugs Prescribed

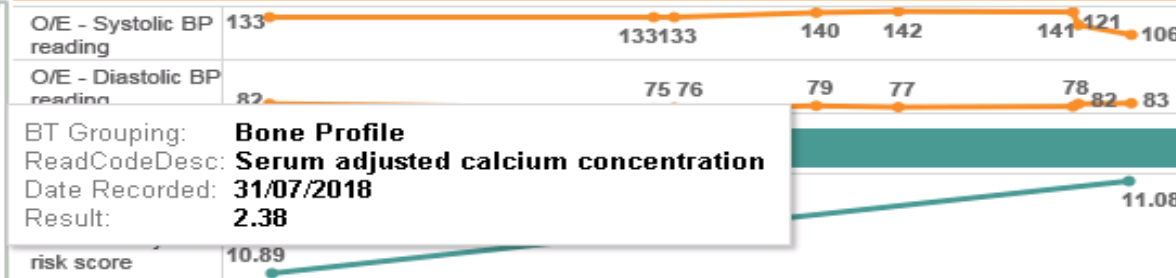
Lithium **No**
 Anti-Psychotic
 Depot **No**
 Clozapine **No**
 Oral **Yes**

■ Event in Last 12 Months ■ Event Not In Last 12 Months ■ No Event Recorded

Blood Tests

Bone Profile	Serum adjusted calcium concentration	2.38
	Serum calcium	2.35
	Serum inorganic phosphate	1.14
Full Blood Count	Haemoglobin estimation	13
	Platelet count	333
	Total white cell count	6.2
LFT (Liver)	Serum alanine aminotransferase level	17
	Serum albumin	38
	Serum alkaline phosphatase	94
	Serum bilirubin level	7
	Serum globulin	33
	Serum total protein	71
Prolactin	Plasma prolactin level	
	Prolactin level	
	Serum macroprolactin level	
	Serum prolactin level	
Thyroid Function	Serum free T4 level	15.2
	Serum TSH level	0.91
U&Es (Renal)	Glomerular filtration rate calculated by abbreviated Modification of Diet in Renal Disease St.	74
	Serum creatinine	67
	Serum potassium	3.9
	Serum sodium	143

Blood Pressure



Glucose - HBA1c



Lypids



BMI



Care Professionals View | Prescriptions

See this patient's prescribed medications in primary care settings.



Use the drop down menu below to toggle between all drugs previously prescribed and just the current prescriptions...

Issued in last 3 months

Sort by

(All)

Last issue date

Primary care data loaded up to 02/01/2018.
Hover over the "i" button below for more detail.

Long term condition(s):

CKD Diabetes Hypertension

Number of drugs currently prescribed: 16



Drug Name	Supply	Issue Type	Last Issue Date	Issued in last 3 months
Furosemide 40mg tablets	168	Repeat	18/12/2017	✓
Amlodipine 5mg tablets	28	Repeat	15/12/2017	✓
Anusol cream (Church & Dwight UK Ltd)	43	Acute	15/12/2017	✓
Cinacalcet 30mg tablets	0.1	Repeat	15/12/2017	✓
Doxazosin 4mg tablets	112	Repeat	15/12/2017	✓
Epoetin beta 10,000units/0.6ml solution for injection pre-filled syringes	0.1	Repeat	15/12/2017	✓
Estradiol 10microgram pessaries	24	Repeat	15/12/2017	✓
Irbesartan 150mg tablets	56	Repeat	15/12/2017	✓
Lactulose 3.1-3.7g/5ml oral solution	500	Acute	15/12/2017	✓
Lantus 100units/ml solution for injection 3ml pre-filled SoloStar pen (Sanofi)	5	Repeat	15/12/2017	✓
Linagliptin 5mg tablets	28	Repeat	15/12/2017	✓



Dx





What is the future of the WSIC MH dashboard?

- Joined up care – information sharing between primary and secondary care
- Population Health approach
- Active identification of high risk patients in the community
- Supporting integrated care developments with joined up approach
- Prevention of Deterioration
- Further dashboards: DM, Asthma, Stroke, Frailty – 1 login



Any other questions?

- karin.schachinger@nhs.net
- rachel.meadows@nhs.net